






















































| Sezione | Località | BORTOL | LISTINO | FN | PANTO | VENETI | DE POLI | GRILLO | Voti Validi | Schede Bianche | Schede Nulle | Voti Nulli | VCNAS | Votanti | Iscritti |
|---------|---|--|---|--|--|--|--|--|------------------------|---------------------|---------------------|------------|----------|------------------------|-------------|
| | |  |  |  |  |  |  |  | | | | | | | |
| 1 | MIRA VECCHIA - MOLINETTI | 253 (46.68%) | 238 (43.91%) | 0 | 1 (0.18%) | 3 (0.55%) | 26 (4.80%) | 21 (3.87%) | 542 (94.59%) | 6 (1.05%) | 25 (4.36%) | 0 | 0 | 573 (61.48%) | 932 |
| 2 | ZONA MARCONI E ARGINI NOVISSIMO | 321 (54.31%) | 216 (36.55%) | 2 (0.34%) | 0 | 2 (0.34%) | 22 (3.72%) | 28 (4.74%) | 591 (97.85%) | 3 (0.50%) | 10 (1.66%) | 0 | 0 | 604 (67.34%) | 897 |
| 3 | GRAMSCI NORD OVEST (Via Pavese, Miranese, Verga, Oberdan etc) | 282 (43.52%) | 315 (48.61%) | 1 (0.15%) | 0 | 3 (0.46%) | 26 (4.01%) | 21 (3.24%) | 648 (98.03%) | 1 (0.15%) | 12 (1.82%) | 0 | 0 | 661 (70.17%) | 942 |
| 4 | GRAMSCI CENTRALE (Via Leopardi, Mion, Gramsci, Corridoni, Curiel etc) | 361 (49.38%) | 300 (41.04%) | 2 (0.27%) | 1 (0.14%) | 4 (0.55%) | 23 (3.15%) | 40 (5.47%) | 731 (97.08%) | 11 (1.46%) | 11 (1.46%) | 0 | 0 | 753 (70.84%) | 1063 |
| 5 | BAR VENEZIA NORD (Via Bandiera, Battisti, Calvi, Mameli, Naritti, Segheria) | 305 (51.43%) | 225 (37.94%) | 1 (0.17%) | 1 (0.17%) | 3 (0.51%) | 32 (5.40%) | 26 (4.38%) | 593 (97.21%) | 7 (1.15%) | 10 (1.64%) | 0 | 0 | 610 (71.51%) | 853 |
| 6 | BAR VENEZIA SUD (Via Albinoni, Bergamo, Livorno, Fornace, Riv. Matteotti) | 223 (42.31%) | 267 (50.66%) | 1 (0.19%) | 0 | 0 | 15 (2.85%) | 21 (3.98%) | 527 (96.88%) | 2 (0.37%) | 15 (2.76%) | 0 | 0 | 544 (48.36%) | 1125 |
| 33 | MIRA TAGLIO (Via Alfieri, Pascoli, Dante, Don Granzo, Marconi) | 244 (43.65%) | 268 (47.94%) | 2 (0.36%) | 1 (0.18%) | 7 (1.25%) | 17 (3.04%) | 20 (3.58%) | 559 (96.55%) | 8 (1.38%) | 12 (2.07%) | 0 | 0 | 579 (67.17%) | 862 |
| | tot Mira Taglio | 1989 47,46% | 1829 43,64% | 9 0,21% | 4 0,10% | 22 0,52% | 161 3,84% | 177 4,22% | 4191 96,92% | 38 0,88% | 95 2,20% | 0 | 0 | 4324 64,79% | 6674 |
| 7 | PORTO MENAI - PIAZZA VECCHIA (Via Agazzi, Agnesi, Argini Novissimo, dei Campi, Padova, Porto Menai) | 320 (52.37%) | 240 (39.28%) | 0 | 0 | 1 (0.16%) | 27 (4.42%) | 23 (3.76%) | 611 (96.98%) | 5 (0.79%) | 14 (2.22%) | 0 | 0 | 630 (69.92%) | 901 |
| 8 | PIAZZA VECCHIA CENTRO | 256 (47.41%) | 232 (42.96%) | 2 (0.37%) | 3 (0.56%) | 4 (0.74%) | 20 (3.70%) | 23 (4.26%) | 540 (95.24%) | 5 (0.88%) | 22 (3.88%) | 0 | 0 | 567 (67.34%) | 842 |
| 9 | PIAZZA VECCHIA VERSO GIARE | 254 (46.61%) | 235 (43.12%) | 0 | 3 (0.55%) | 3 (0.55%) | 35 (6.42%) | 15 (2.75%) | 545 (94.95%) | 6 (1.05%) | 23 (4.01%) | 0 | 0 | 574 (63.99%) | 897 |
| 10 | BASSA GAMBARARE -MOLIN ROTTO | 283 (42.56%) | 321 (48.27%) | 2 (0.30%) | 4 (0.60%) | 2 (0.30%) | 31 (4.66%) | 22 (3.31%) | 665 (97.79%) | 3 (0.44%) | 12 (1.76%) | 0 | 0 | 680 (70.54%) | 964 |
| | tot Piazza Vecchia | 1113 47,14% | 1028 43,54% | 4 0,17% | 10 0,42% | 10 0,42% | 113 4,79% | 83 3,52% | 2361 96,33% | 19 0,78% | 71 2,90% | 0 | 0 | 2451 68,01% | 3604 |
| 11 | MARANO EST (Via Caltana, Cigno, delle Ginestre, Sotto il Monte, Fossa Donne) | 245 (42.68%) | 267 (46.52%) | 2 (0.35%) | 2 (0.35%) | 5 (0.87%) | 26 (4.53%) | 27 (4.70%) | 574 (97.12%) | 4 (0.68%) | 13 (2.20%) | 0 | 0 | 591 (68.64%) | 861 |
| 12 | MARANO OVEST (Via Argine Taglio, Miranese, Daino, Camoscio) | 309 (47.10%) | 279 (42.53%) | 4 (0.61%) | 1 (0.15%) | 2 (0.30%) | 31 (4.73%) | 30 (4.57%) | 656 (95.63%) | 8 (1.17%) | 22 (3.21%) | 0 | 0 | 686 (66.22%) | 1036 |
| | tot Marano | 554 45,04% | 546 44,39% | 6 0,49% | 3 0,24% | 7 0,57% | 57 4,63% | 57 4,63% | 1230 96,32% | 12 0,94% | 35 2,74% | 0 | 0 | 1277 67,32% | 1897 |
| 13 | BORBIAGO (Via Boldani, Trento, Valli) | 222 (39.93%) | 274 (49.28%) | 4 (0.72%) | 1 (0.18%) | 5 (0.90%) | 29 (5.22%) | 21 (3.78%) | 556 (96.19%) | 1 (0.17%) | 21 (3.63%) | 0 | 0 | 578 (69.55%) | 831 |
| 14 | BORBIAGO (Via Botte, Tresievoli, Ortona, Pisa etc) | 290 (50.79%) | 243 (42.56%) | 0 | 3 (0.53%) | 1 (0.18%) | 15 (2.63%) | 19 (3.33%) | 571 (96.29%) | 3 (0.51%) | 19 (3.20%) | 0 | 0 | 593 (65.89%) | 900 |
| 15 | BORBIAGO (Via Olmo, Rugoletto, Teramo, Dalmazia, Ancona) | 324 (50.94%) | 245 (38.52%) | 2 (0.31%) | 2 (0.31%) | 2 (0.31%) | 32 (5.03%) | 29 (4.56%) | 636 (97.10%) | 4 (0.61%) | 15 (2.29%) | 0 | 0 | 655 (69.39%) | 944 |
| 16 | BORBIAGO (Via Calabria, Sardegna, Istria, Ticino etc) | 241 (49.08%) | 200 (40.73%) | 3 (0.61%) | 2 (0.41%) | 1 (0.20%) | 19 (3.87%) | 25 (5.09%) | 491 (96.09%) | 2 (0.39%) | 18 (3.52%) | 0 | 0 | 511 (72.38%) | 706 |
| | tot Borbiago | 1077 47,78% | 962 42,68% | 9 0,40% | 8 0,35% | 9 0,40% | 95 4,21% | 94 4,17% | 2254 96,45% | 10 0,43% | 73 3,12% | 0 | 0 | 2337 69,12% | 3381 |
| 17 | MIRA PORTE (Via Cimitero, Mocenigo, Riscossa, Trentin, Zara) | 278 (50.64%) | 221 (40.26%) | 0 | 5 (0.91%) | 2 (0.36%) | 18 (3.28%) | 25 (4.55%) | 549 (97.34%) | 7 (1.24%) | 8 (1.42%) | 0 | 0 | 564 (67.54%) | 835 |

| Sezione | Località | BORTOL | LISTINO | FN | PANTO | VENETI | DE POLI | GRILLO | Voti Validi | Schede Bianche | Schede Nulle | Voti Nulli | VCNAS | Votanti | Iscritti |
|---------------|---|--|--|--|--|--|--|--|---------------------------|------------------------|------------------------|------------|----------------------|---------------------------|--------------|
| | |  |  |  |  |  |  |  | | | | | | | |
| 18 | MIRA PORTE - MIRA BUSE (Marina d'Italia, S. Antonio, delle Porte, Città Giardino, Matteotti) | 265 (44.99%) | 275 (46.69%) | 3 (0.51%) | 1 (0.17%) | 1 (0.17%) | 18 (3.06%) | 26 (4.41%) | 589 (98.66%) | 2 (0.34%) | 6 (1.01%) | 0 | 0 | 597 (69.02%) | 865 |
| 19 | MIRA BUSE (Ferrovia, Sempione, Serenissima) | 284 (51.45%) | 211 (38.22%) | 3 (0.54%) | 3 (0.54%) | 3 (0.54%) | 19 (3.44%) | 29 (5.25%) | 552 (97.87%) | 5 (0.89%) | 7 (1.24%) | 0 | 0 | 564 (68.70%) | 821 |
| 20 | MIRA PORTE (Borromini, Da Maiano, Pertini, Palladio) | 299 (45.30%) | 298 (45.15%) | 3 (0.45%) | 0 | 2 (0.30%) | 22 (3.33%) | 36 (5.45%) | 660 (95.10%) | 5 (0.72%) | 29 (4.18%) | 0 | 0 | 694 (66.48%) | 1044 |
| 21 | MIRA PORTE (Bernini, Valmarana) | 339 (55.57%) | 215 (35.25%) | 0 | 1 (0.16%) | 1 (0.16%) | 23 (3.77%) | 31 (5.08%) | 610 (96.98%) | 6 (0.95%) | 13 (2.07%) | 0 | 0 | 629 (72.22%) | 871 |
| 34 | MIRA PORTE - MIRA BUSE (Via Boldani, di Vittorio, Buse, Scarparo, Mar Tirreno) | 262 (46.45%) | 244 (43.26%) | 0 | 4 (0.71%) | 5 (0.89%) | 27 (4.79%) | 22 (3.90%) | 564 (95.92%) | 5 (0.85%) | 19 (3.23%) | 0 | 0 | 588 (65.85%) | 893 |
| | tot Mira Porte | 1727 49,01% | 1464 41,54% | 9 0,26% | 14 0,40% | 14 0,40% | 127 3,60% | 169 4,80% | 3524 96,92% | 30 0,83% | 82 2,26% | 0 | 0 | 3636 68,23% | 5329 |
| 22 | ORIAGO (monti e Stazione) | 314 (56.27%) | 199 (35.66%) | 1 (0.18%) | 1 (0.18%) | 1 (0.18%) | 21 (3.76%) | 21 (3.76%) | 558 (95.88%) | 5 (0.86%) | 19 (3.26%) | 0 | 0 | 582 (70.98%) | 820 |
| 23 | ORIAGO (Vicolo Carabinieri, Emilia, Ferrara) | 238 (52.77%) | 166 (36.81%) | 2 (0.44%) | 0 | 2 (0.44%) | 29 (6.43%) | 14 (3.10%) | 451 (96.57%) | 1 (0.21%) | 15 (3.21%) | 0 | 0 | 467 (64.06%) | 729 |
| 24 | ORIAGO (via Basilicata, Calabria, Malpaga, Sesia etc) | 253 (41.41%) | 294 (48.12%) | 0 | 1 (0.16%) | 1 (0.16%) | 34 (5.56%) | 28 (4.58%) | 611 (97.14%) | 7 (1.11%) | 11 (1.75%) | 0 | 0 | 629 (69.97%) | 899 |
| 25 | ORIAGO (via Ca Rubaldi, Lusore, Lomellina, Conegliano etc) | 300 (49.10%) | 254 (41.57%) | 1 (0.16%) | 0 | 5 (0.82%) | 34 (5.56%) | 17 (2.78%) | 611 (95.62%) | 9 (1.41%) | 18 (2.82%) | 0 | 1 (0.16%) | 639 (66.84%) | 956 |
| 26 | ORIAGO (Via Cadore, Colombara, Risato Bellin, Romagna etc) | 245 (46.93%) | 201 (38.51%) | 2 (0.38%) | 2 (0.38%) | 3 (0.57%) | 28 (5.36%) | 41 (7.85%) | 522 (97.03%) | 5 (0.93%) | 11 (2.04%) | 0 | 0 | 538 (65.85%) | 817 |
| 27 | ORIAGO (Lago Lugano, Piazza Mercato, Risorgimento, Seriola) | 280 (43.75%) | 303 (47.34%) | 1 (0.16%) | 2 (0.31%) | 5 (0.78%) | 25 (3.91%) | 24 (3.75%) | 640 (97.41%) | 3 (0.46%) | 14 (2.13%) | 0 | 0 | 657 (67.11%) | 979 |
| 28 | ORIAGO (Caleselle, Riv. S. Pietro) | 306 (52.13%) | 230 (39.18%) | 0 | 0 | 3 (0.51%) | 31 (5.28%) | 17 (2.90%) | 587 (96.23%) | 3 (0.49%) | 20 (3.28%) | 0 | 0 | 610 (70.68%) | 863 |
| 29 | ORIAGO (Lago di Iseo, Garda, Trasimeno, Sabbiona) | 263 (43.83%) | 282 (47.00%) | 2 (0.33%) | 0 | 2 (0.33%) | 20 (3.33%) | 31 (5.17%) | 600 (97.88%) | 3 (0.49%) | 10 (1.63%) | 0 | 0 | 613 (66.41%) | 923 |
| 30 | ORIAGO (Aiberoni, Pellestrina, Lago Levico, Bracciano e Maggiore) | 266 (52.57%) | 188 (37.15%) | 3 (0.59%) | 3 (0.59%) | 4 (0.79%) | 23 (4.55%) | 19 (3.75%) | 506 (96.75%) | 2 (0.38%) | 15 (2.87%) | 0 | 0 | 523 (59.43%) | 880 |
| 35 | ORIAGO (Via Azalee, Borgo Fiori, Garofani Lago Misurina, Torcello, Lepanto) | 240 (47.52%) | 214 (42.38%) | 2 (0.40%) | 4 (0.79%) | 1 (0.20%) | 21 (4.16%) | 23 (4.55%) | 505 (95.28%) | 8 (1.51%) | 17 (3.21%) | 0 | 0 | 530 (68.92%) | 769 |
| | tot Oriago | 2705 48,38% | 2331 41,69% | 14 0,25% | 13 0,23% | 27 0,48% | 266 4,76% | 235 4,20% | 5591 96,60% | 46 0,79% | 150 2,59% | 0 | 1 | 5788 67,03% | 8635 |
| 31 | MALCONTENTA - DOGALETTO (Bastie, Bastiette, Cacciatori, Piazza Malcontenta, Turisti, Foscara) | 317 (45.29%) | 330 (47.14%) | 2 (0.29%) | 4 (0.57%) | 3 (0.43%) | 16 (2.29%) | 28 (4.00%) | 700 (95.24%) | 7 (0.95%) | 28 (3.81%) | 0 | 0 | 735 (64.64%) | 1137 |
| 32 | MALCONTENTA (Via Boito, Fusinato, Laghi, Malcanton) | 208 (40.23%) | 263 (50.87%) | 4 (0.77%) | 3 (0.58%) | 2 (0.39%) | 20 (3.87%) | 17 (3.29%) | 517 (95.39%) | 1 (0.18%) | 24 (4.43%) | 0 | 0 | 542 (62.80%) | 863 |
| | tot Malcontenta | 525 43,14% | 593 48,73% | 6 0,49% | 7 0,58% | 5 0,41% | 36 2,96% | 45 3,70% | 1217 95,30% | 8 0,63% | 52 4,07% | 0 | 0 | 1277 63,85% | 2000 |
| Totale | | 9690 (47.57%) | 8753 (42.97%) | 57 (0.28%) | 59 (0.29%) | 94 (0.46%) | 855 (4.20%) | 860 (4.22%) | 20368 (96.58%) | 163 (0.77%) | 558 (2.65%) | 0 | 1 (0.00%) | 21090 (66.91%) | 31520 |

| Sezione | Località | RIF | DI PIETR | ID VEN | PD | P.S.I. | LEGA | PDL | FN | PANTO | VENETI | UDC | NORDEST | GRILLO | Voti Validi Liste Prov. | Voti Solo Lista Reg. | Schede Bianche | Schede Nulle | Voti Nulli | VCNAS | Votanti | Iscritti |
|---------|---|--|--|--|--|--|---|--|--|--|--|--|--|--|-------------------------|-----------------------|---------------------|---------------------|------------|----------|------------------------|-------------|
| | |  |  |  |  |  |  |  |  |  |  |  |  |  | | | | | | | | |
| 1 | MIRA VECCHIA - MOLINETTI | 12 (2.53%) | 39 (8.23%) | 9 (1.90%) | 167 (35.23%) | 8 (1.69%) | 119 (25.11%) | 80 (16.88%) | 0 | 1 (0.21%) | 1 (0.21%) | 19 (4.01%) | 3 (0.63%) | 16 (3.38%) | 474 (82.72%) | 68 (11.87%) | 6 (1.05%) | 25 (4.36%) | 0 | 0 | 573 (61.48%) | 932 |
| 2 | ZONA MARCONI E ARGINI NOVISSIMO | 17 (3.33%) | 43 (8.43%) | 9 (1.76%) | 201 (39.41%) | 9 (1.76%) | 90 (17.65%) | 97 (19.02%) | 1 (0.20%) | 0 | 0 | 13 (2.55%) | 7 (1.37%) | 23 (4.51%) | 510 (84.44%) | 81 (13.41%) | 3 (0.50%) | 10 (1.66%) | 0 | 0 | 604 (67.34%) | 897 |
| 3 | GRAMSCI NORD OVEST (Via Pavese, Miranese, Verga, Oberdan etc) | 13 (2.33%) | 41 (7.33%) | 5 (0.89%) | 193 (34.53%) | 3 (0.54%) | 143 (25.58%) | 115 (20.57%) | 1 (0.18%) | 0 | 3 (0.54%) | 18 (3.22%) | 7 (1.25%) | 17 (3.04%) | 559 (84.57%) | 89 (13.46%) | 1 (0.15%) | 12 (1.82%) | 0 | 0 | 661 (70.17%) | 942 |
| 4 | GRAMSCI CENTRALE (Via Leopardi, Mion, Gramsci, Corridoni, Curiel etc) | 25 (4.04%) | 66 (10.66%) | 9 (1.45%) | 217 (35.06%) | 5 (0.81%) | 108 (17.45%) | 140 (22.62%) | 2 (0.32%) | 1 (0.16%) | 2 (0.32%) | 17 (2.75%) | 4 (0.65%) | 23 (3.72%) | 619 (82.20%) | 112 (14.87%) | 11 (1.46%) | 11 (1.46%) | 0 | 0 | 753 (70.84%) | 1063 |
| 5 | BAR VENEZIA NORD (Via Bandiera, Battisti, Calvi, Mameli, Naritti, Segheria) | 14 (2.65%) | 46 (8.71%) | 8 (1.52%) | 206 (39.02%) | 7 (1.33%) | 115 (21.78%) | 82 (15.53%) | 1 (0.19%) | 1 (0.19%) | 2 (0.38%) | 18 (3.41%) | 9 (1.70%) | 19 (3.60%) | 528 (86.56%) | 65 (10.66%) | 7 (1.15%) | 10 (1.64%) | 0 | 0 | 610 (71.51%) | 853 |
| 6 | BAR VENEZIA SUD (Via Albinoni, Bergamo, Livorno, Fornace, Riv. Matteotti) | 10 (2.30%) | 31 (7.13%) | 9 (2.07%) | 130 (29.89%) | 12 (2.76%) | 122 (28.05%) | 96 (22.07%) | 0 | 0 | 0 | 11 (2.53%) | 0 | 14 (3.22%) | 435 (79.96%) | 92 (16.91%) | 2 (0.37%) | 15 (2.76%) | 0 | 0 | 544 (48.36%) | 1125 |
| 33 | MIRA TAGLIO (Via Alfieri, Pascoli, Dante, Don Granzo, Marconi) | 10 (2.20%) | 50 (10.99%) | 9 (1.98%) | 140 (30.77%) | 9 (1.98%) | 96 (21.10%) | 105 (23.08%) | 2 (0.44%) | 1 (0.22%) | 6 (1.32%) | 5 (1.10%) | 8 (1.76%) | 14 (3.08%) | 455 (78.58%) | 104 (17.96%) | 8 (1.38%) | 12 (2.07%) | 0 | 0 | 579 (67.17%) | 862 |
| | tot MIRA TAGLIO % | 101 2,82% | 316 8,83% | 58 1,62% | 1254 35,03% | 53 1,48% | 793 22,15% | 715 19,97% | 7 0,20% | 4 0,11% | 14 0,39% | 101 2,82% | 38 1,06% | 126 3,52% | 3580 82,79% | 611 14,13% | 38 0,88% | 95 2,20% | 0 | 0 | 4324 64,79% | 6674 |
| 7 | PORTO MENAI - PIAZZA VECCHIA (Via Agazzi, Agnesi, Argini Novissimo, dei Campi, Padova, Porto Menai) | 21 (3.82%) | 37 (6.73%) | 6 (1.09%) | 233 (42.36%) | 8 (1.45%) | 111 (20.18%) | 100 (18.18%) | 0 | 0 | 1 (0.18%) | 15 (2.73%) | 8 (1.45%) | 10 (1.82%) | 550 (87.30%) | 61 (9.68%) | 5 (0.79%) | 14 (2.22%) | 0 | 0 | 630 (69.92%) | 901 |
| 8 | PIAZZA VECCHIA CENTRO | 21 (4.43%) | 30 (6.33%) | 3 (0.63%) | 175 (36.92%) | 6 (1.27%) | 115 (24.26%) | 84 (17.72%) | 2 (0.42%) | 2 (0.42%) | 0 | 8 (1.69%) | 10 (2.11%) | 18 (3.80%) | 474 (83.60%) | 66 (11.64%) | 5 (0.88%) | 22 (3.88%) | 0 | 0 | 567 (67.34%) | 842 |
| 9 | PIAZZA VECCHIA VERSO GIARE | 15 (3.09%) | 37 (7.63%) | 4 (0.82%) | 168 (34.64%) | 4 (0.82%) | 129 (26.60%) | 82 (16.91%) | 0 | 1 (0.21%) | 3 (0.62%) | 21 (4.33%) | 11 (2.27%) | 10 (2.06%) | 485 (84.49%) | 60 (10.45%) | 6 (1.05%) | 23 (4.01%) | 0 | 0 | 574 (63.99%) | 897 |
| 10 | BASSA GAMBARARE -MOLIN ROTTO | 25 (4.36%) | 27 (4.71%) | 9 (1.57%) | 179 (31.24%) | 4 (0.70%) | 166 (28.97%) | 116 (20.24%) | 1 (0.17%) | 3 (0.52%) | 1 (0.17%) | 19 (3.32%) | 9 (1.57%) | 14 (2.44%) | 573 (84.26%) | 92 (13.53%) | 3 (0.44%) | 12 (1.76%) | 0 | 0 | 680 (70.54%) | 964 |
| | tot Piazza Vecchia % | 82 3,94% | 131 6,29% | 22 1,06% | 755 36,26% | 22 1,06% | 521 25,02% | 382 18,35% | 3 0,14% | 6 0,29% | 5 0,24% | 63 3,03% | 38 1,83% | 52 2,50% | 2082 84,94% | 279 11,38% | 19 0,78% | 71 2,90% | 0 | 0 | 2451 68,01% | 3604 |
| 11 | MARANO EST (Via Caitana, Cigno, delle Ginestre, Sotto il Monte, Fossa Donne) | 18 (3.58%) | 22 (4.37%) | 4 (0.80%) | 178 (35.39%) | 8 (1.59%) | 103 (20.48%) | 116 (23.06%) | 2 (0.40%) | 0 | 4 (0.80%) | 18 (3.58%) | 7 (1.39%) | 23 (4.57%) | 503 (85.11%) | 71 (12.01%) | 4 (0.68%) | 13 (2.20%) | 0 | 0 | 591 (68.64%) | 861 |
| 12 | MARANO OVEST (Via Argine Taglio, Miranese, Daino, Camoscio) | 20 (3.57%) | 56 (9.98%) | 10 (1.78%) | 178 (31.73%) | 7 (1.25%) | 135 (24.06%) | 100 (17.83%) | 3 (0.53%) | 1 (0.18%) | 1 (0.18%) | 19 (3.39%) | 9 (1.60%) | 22 (3.92%) | 561 (81.78%) | 95 (13.85%) | 8 (1.17%) | 22 (3.21%) | 0 | 0 | 686 (66.22%) | 1036 |
| | tot MARANO % | 38 3,57% | 78 7,33% | 14 1,32% | 356 33,46% | 15 1,41% | 238 22,37% | 216 20,30% | 5 0,47% | 1 0,09% | 5 0,47% | 37 3,48% | 16 1,50% | 45 4,23% | 1064 83,32% | 166 13,00% | 12 0,94% | 35 2,74% | 0 | 0 | 1277 67,32% | 1897 |
| 13 | BORBIAGO (Via Boldani, Trefento, Valli) | 8 (1.69%) | 27 (5.70%) | 2 (0.42%) | 147 (31.01%) | 7 (1.48%) | 131 (27.64%) | 98 (20.68%) | 4 (0.84%) | 1 (0.21%) | 4 (0.84%) | 21 (4.43%) | 7 (1.48%) | 17 (3.59%) | 474 (82.01%) | 82 (14.19%) | 1 (0.17%) | 21 (3.63%) | 0 | 0 | 578 (69.55%) | 831 |
| 14 | BORBIAGO (Via Botte, Tresievoli, Ortona, Pisa etc) | 20 (4.07%) | 27 (5.49%) | 5 (1.02%) | 196 (39.84%) | 7 (1.42%) | 106 (21.54%) | 99 (20.12%) | 0 | 2 (0.41%) | 1 (0.20%) | 8 (1.63%) | 6 (1.22%) | 15 (3.05%) | 492 (82.97%) | 79 (13.32%) | 3 (0.51%) | 19 (3.20%) | 0 | 0 | 593 (65.89%) | 900 |
| 15 | BORBIAGO (Via Olmo, Rugoletto, Teramo; Dalmazia, Ancona) | 19 (3.59%) | 41 (7.75%) | 5 (0.95%) | 201 (38.00%) | 7 (1.32%) | 111 (20.98%) | 91 (17.20%) | 1 (0.19%) | 1 (0.19%) | 1 (0.19%) | 22 (4.16%) | 6 (1.13%) | 23 (4.35%) | 529 (80.76%) | 107 (16.34%) | 4 (0.61%) | 15 (2.29%) | 0 | 0 | 655 (69.39%) | 944 |
| 16 | BORBIAGO (Via Calabria, Sardegna, Istria, Ticino etc) | 12 (2.86%) | 25 (5.95%) | 3 (0.71%) | 175 (41.67%) | 2 (0.48%) | 89 (21.19%) | 82 (19.52%) | 1 (0.24%) | 1 (0.24%) | 0 | 8 (1.90%) | 6 (1.43%) | 16 (3.81%) | 420 (82.19%) | 71 (13.89%) | 2 (0.39%) | 18 (3.52%) | 0 | 0 | 511 (72.38%) | 706 |












| Sezione | Località | RIF | DI PIETR | ID VEN | PD | P.S.I. | LEGA | PDL | FN | PANTO | VENETI | UDC | NORDEST | GRILLO | Voti Validi Liste Prov. | Voti Solo Lista Reg. | Schede Bianche | Schede Nulle | Voti Nulli | VCNAS | Votanti | Iscritti |
|---------|---|--|--|--|--|---|--|--|--|--|--|--|--|--|-------------------------|----------------------|----------------|---------------|------------|--------------|-----------------|-------------|
| | |  |  |  |  |  |  |  |  |  |  |  |  |  | | | | | | | | |
| | tot BORBIAGO | 59 | 120 | 15 | 719 | 23 | 437 | 370 | 6 | 5 | 6 | 59 | 25 | 71 | 1915 | 339 | 10 | 73 | 0 | 0 | 2337 | 3381 |
| | % | 3,08% | 6,27% | 0,78% | 37,55% | 1,20% | 22,82% | 19,32% | 0,31% | 0,26% | 0,31% | 3,08% | 1,31% | 3,71% | 81,94% | 14,51% | 0,43% | 3,12% | | | 69,12% | |
| 17 | MIRA PORTE (Via Cimitero, Mocenigo, Riscossa, Trentin, Zara) | 12 (2.58%) | 52 (11.18%) | 3 (0.65%) | 171 (36.77%) | 13 (2.80%) | 82 (17.63%) | 97 (20.86%) | 0 | 2 (0.43%) | 2 (0.43%) | 12 (2.58%) | 4 (0.86%) | 15 (3.23%) | 465 (82.45%) | 84 (14.89%) | 7 (1.24%) | 8 (1.42%) | 0 | 0 | 564 (67.54%) | 835 |
| 18 | MIRA PORTE - MIRA BUSE (Marinai d'Italia, S. Antonio, delle Porte, Città Giardino, Matteotti) | 14 (2.72%) | 49 (9.53%) | 7 (1.36%) | 164 (31.91%) | 10 (1.95%) | 114 (22.18%) | 123 (23.93%) | 3 (0.58%) | 0 | 1 (0.19%) | 10 (1.95%) | 4 (0.78%) | 15 (2.92%) | 514 (86.10%) | 75 (12.56%) | 2 (0.34%) | 6 (1.01%) | 0 | 0 | 597 (69.02%) | 865 |
| 19 | MIRA BUSE (Ferrovia, Sempione, Serenissima) | 8 (1.73%) | 54 (11.66%) | 9 (1.94%) | 173 (37.37%) | 5 (1.08%) | 97 (20.95%) | 77 (16.63%) | 3 (0.65%) | 3 (0.65%) | 1 (0.22%) | 9 (1.94%) | 7 (1.51%) | 17 (3.67%) | 463 (82.09%) | 89 (15.78%) | 5 (0.89%) | 7 (1.24%) | 0 | 0 | 564 (68.70%) | 821 |
| 20 | MIRA PORTE (Borromini, Da Maiano, Pertini, Palladio) | 34 (6.13%) | 46 (8.29%) | 11 (1.98%) | 164 (29.55%) | 5 (0.90%) | 141 (25.41%) | 104 (18.74%) | 3 (0.54%) | 0 | 2 (0.36%) | 9 (1.62%) | 9 (1.62%) | 27 (4.86%) | 555 (79.97%) | 105 (15.13%) | 5 (0.72%) | 29 (4.18%) | 0 | 0 | 694 (66.48%) | 1044 |
| 21 | MIRA PORTE (Bernini, Valmarana) | 25 (4.97%) | 30 (5.96%) | 13 (2.58%) | 217 (43.14%) | 15 (2.98%) | 89 (17.69%) | 73 (14.51%) | 0 | 1 (0.20%) | 0 | 12 (2.39%) | 5 (0.99%) | 23 (4.57%) | 503 (79.97%) | 107 (17.01%) | 6 (0.95%) | 13 (2.07%) | 0 | 0 | 629 (72.22%) | 871 |
| 34 | MIRA PORTE - MIRA BUSE (Via Boldani, di Vittorio, Buse, Scarparo, Mar Tirreno) | 28 (6.01%) | 34 (7.30%) | 11 (2.36%) | 152 (32.62%) | 4 (0.86%) | 86 (18.45%) | 109 (23.39%) | 0 | 2 (0.43%) | 4 (0.86%) | 13 (2.79%) | 9 (1.93%) | 14 (3.00%) | 466 (79.25%) | 98 (16.67%) | 5 (0.85%) | 19 (3.23%) | 0 | 0 | 588 (65.85%) | 893 |
| | tot Mira Porte | 121 | 265 | 54 | 1041 | 52 | 609 | 583 | 9 | 8 | 10 | 65 | 38 | 111 | 2966 | 558 | 30 | 82 | 0 | 0 | 3636 | 5329 |
| | % | 4,08% | 8,93% | 1,82% | 35,10% | 1,75% | 20,53% | 19,66% | 0,30% | 0,27% | 0,34% | 2,19% | 1,28% | 3,74% | 81,57% | 15,35% | 0,83% | 2,26% | | | 68,23% | |
| 22 | ORIAGO (monti e Stazione) | 15 (3.11%) | 47 (9.73%) | 13 (2.69%) | 187 (38.72%) | 15 (3.11%) | 65 (13.46%) | 109 (22.57%) | 1 (0.21%) | 0 | 1 (0.21%) | 14 (2.90%) | 5 (1.04%) | 11 (2.28%) | 483 (82.99%) | 75 (12.89%) | 5 (0.86%) | 19 (3.26%) | 0 | 0 | 582 (70.98%) | 820 |
| 23 | ORIAGO (Vicolo Carabinieri, Emilia, Ferrara) | 8 (1.99%) | 33 (8.19%) | 3 (0.74%) | 171 (42.43%) | 4 (0.99%) | 67 (16.63%) | 77 (19.11%) | 1 (0.25%) | 0 | 2 (0.50%) | 19 (4.71%) | 6 (1.49%) | 12 (2.98%) | 403 (86.30%) | 48 (10.28%) | 1 (0.21%) | 15 (3.21%) | 0 | 0 | 467 (64.06%) | 729 |
| 24 | ORIAGO (via Basilicata, Calabria, Malpaga, Sesia etc) | 8 (1.67%) | 31 (6.47%) | 11 (2.30%) | 172 (35.91%) | 5 (1.04%) | 89 (18.58%) | 115 (24.01%) | 0 | 1 (0.21%) | 1 (0.21%) | 20 (4.18%) | 8 (1.67%) | 18 (3.76%) | 479 (76.15%) | 132 (20.99%) | 7 (1.11%) | 11 (1.75%) | 0 | 0 | 629 (69.97%) | 899 |
| 25 | ORIAGO (via Cà Rubaldi, Lusore, Lomellina, Conegliano etc) | 12 (2.31%) | 57 (10.98%) | 10 (1.93%) | 184 (35.45%) | 10 (1.93%) | 122 (23.51%) | 76 (14.64%) | 1 (0.19%) | 0 | 4 (0.77%) | 14 (2.70%) | 19 (3.66%) | 10 (1.93%) | 519 (81.22%) | 92 (14.40%) | 9 (1.41%) | 18 (2.82%) | 0 | 1 (0.16%) | 639 (66.84%) | 956 |
| 26 | ORIAGO (Via Cadore, Colombara, Risato Bellin, Romagna etc) | 15 (3.33%) | 40 (8.87%) | 9 (2.00%) | 151 (33.48%) | 6 (1.33%) | 89 (19.73%) | 79 (17.52%) | 2 (0.44%) | 2 (0.44%) | 2 (0.44%) | 17 (3.77%) | 5 (1.11%) | 34 (7.54%) | 451 (83.83%) | 71 (13.20%) | 5 (0.93%) | 11 (2.04%) | 0 | 0 | 538 (65.85%) | 817 |
| 27 | ORIAGO (Lago Iugano, Piazza Mercato, Risorgimento, Seriola) | 15 (2.75%) | 38 (6.96%) | 0 | 178 (32.60%) | 8 (1.47%) | 139 (25.46%) | 119 (21.79%) | 1 (0.18%) | 2 (0.37%) | 4 (0.73%) | 15 (2.75%) | 4 (0.73%) | 23 (4.21%) | 546 (83.11%) | 94 (14.31%) | 3 (0.46%) | 14 (2.13%) | 0 | 0 | 657 (67.11%) | 979 |
| 28 | ORIAGO (Caleselle, Riv. S. Pietro) | 18 (3.51%) | 37 (7.21%) | 7 (1.36%) | 196 (38.21%) | 11 (2.14%) | 88 (17.15%) | 113 (22.03%) | 0 | 0 | 1 (0.19%) | 24 (4.68%) | 4 (0.78%) | 14 (2.73%) | 513 (84.10%) | 74 (12.13%) | 3 (0.49%) | 20 (3.28%) | 0 | 0 | 610 (70.68%) | 863 |
| 29 | ORIAGO (Lago di Iecco, Garda, Trasimeno, Sabbiona) | 16 (3.14%) | 39 (7.65%) | 9 (1.76%) | 164 (32.16%) | 5 (0.98%) | 143 (28.04%) | 90 (17.65%) | 1 (0.20%) | 0 | 1 (0.20%) | 13 (2.55%) | 5 (0.98%) | 24 (4.71%) | 510 (83.20%) | 90 (14.68%) | 3 (0.49%) | 10 (1.63%) | 0 | 0 | 613 (66.41%) | 923 |
| 30 | ORIAGO (Aiberoni, Pellestrina, Lago Levico, Bracciano e Maggiore) | 21 (5.17%) | 49 (12.07%) | 5 (1.23%) | 138 (33.99%) | 13 (3.20%) | 74 (18.23%) | 70 (17.24%) | 2 (0.49%) | 2 (0.49%) | 3 (0.74%) | 15 (3.69%) | 5 (1.23%) | 9 (2.22%) | 406 (77.63%) | 100 (19.12%) | 2 (0.38%) | 15 (2.87%) | 0 | 0 | 523 (59.43%) | 880 |
| 35 | ORIAGO (Via Azalee, Borgo Fiori, Garofani Lago Misurina, Torcello, Lepanto) | 15 (3.46%) | 34 (7.85%) | 8 (1.85%) | 148 (34.18%) | 8 (1.85%) | 87 (20.09%) | 89 (20.55%) | 2 (0.46%) | 2 (0.46%) | 1 (0.23%) | 16 (3.70%) | 5 (1.15%) | 18 (4.16%) | 433 (81.70%) | 72 (13.58%) | 8 (1.51%) | 17 (3.21%) | 0 | 0 | 530 (68.92%) | 769 |
| | tot Oriago | 143 | 405 | 75 | 1689 | 85 | 963 | 937 | 11 | 9 | 20 | 167 | 66 | 173 | 4743 | 848 | 46 | 150 | 0 | 1 | 5788 | 8635 |
| | % | 3,01% | 8,54% | 1,58% | 35,61% | 1,79% | 20,30% | 19,76% | 0,23% | 0,19% | 0,42% | 3,52% | 1,39% | 3,65% | 81,95% | 14,65% | 0,79% | 2,59% | | | 67,03% | |

| Sezione | Località | RIF | DI PIETR | ID VEN | PD | P.S.I. | LEGA | PDL | FN | PANTO | VENETI | UDC | NORDEST | GRILLO | Voti Validi Liste Prov. | Voti Solo Lista Reg. | Schede Bianche | Schede Nulle | Voti Nulli | VCNAS | Votanti | Iscritti |
|-----------------|--|--|--|--|--|--|---|--|--|--|--|--|--|--|----------------------------|-------------------------|-------------------|-----------------|------------|--------------|-------------------|----------|
| | |  |  |  |  |  |  |  |  |  |  |  |  |  | | | | | | | | |
| 31 | MALCONTENTA - DOGALETTO (Bastie, Bastiette, Cacciatori, Piazza Malcontenta, Turisti, Foscara) | 12 (1.92%) | 46 (7.36%) | 7 (1.12%) | 220 (35.20%) | 5 (0.80%) | 160 (25.60%) | 129 (20.64%) | 1 (0.16%) | 3 (0.48%) | 3 (0.48%) | 9 (1.44%) | 5 (0.80%) | 25 (4.00%) | 625 (85.03%) | 75 (10.20%) | 7 (0.95%) | 28 (3.81%) | 0 | 0 | 735 (64.64%) | 1137 |
| 32 | MALCONTENTA (Via Boito, Fusinato, Laghi, Malcantone) tot Malcontenta | 11 (2.41%) | 36 (7.89%) | 1 (0.22%) | 132 (28.95%) | 10 (2.19%) | 136 (29.82%) | 85 (18.64%) | 4 (0.88%) | 3 (0.66%) | 2 (0.44%) | 14 (3.07%) | 5 (1.10%) | 17 (3.73%) | 456 (84.13%) | 61 (11.25%) | 1 (0.18%) | 24 (4.43%) | 0 | 0 | 542 (62.80%) | 863 |
| tot Malcontenta | | 23 2,13% | 82 7,59% | 8 0,74% | 352 32,56% | 15 1,39% | 296 27,38% | 214 19,80% | 5 0,46% | 6 0,56% | 5 0,46% | 23 2,13% | 10 0,93% | 42 3,89% | 1081 84,65% | 136 10,65% | 8 0,63% | 52 4,07% | 0 | 0 | 1277 63,85% | 2000 |
| Totale | | 567 (3.25%) | 1397 (8.01%) | 246 (1.41%) | 6166 (35.37%) | 265 (1.52%) | 3857 (22.13%) | 3417 (19.60%) | 46 (0.26%) | 39 (0.22%) | 65 (0.37%) | 515 (2.95%) | 231 (1.33%) | 620 (3.56%) | 17431 (82.65%) | 2937 (13.93%) | 163 (0.77%) | 558 (2.65%) | 0 | 1 (0.00%) | 21090 (66.91%) | 31520 |

| Candidato | Luogo e data di nascita | Preferenze |
|-------------------------|--------------------------------|------------|
| DONATI DONATELLA | OSTIGLIA MN, 16 Settembre 1958 | 670 |
| MARCHESE GIAMPIETRO | CHIARANO TV, 27 Settembre 1957 | 447 |
| CAUSIN ANDREA | VENEZIA, 13 Settembre 1972 | 409 |
| TIOZZO LUCIO "FASIOLO" | CHIOGGIA VE, 12 Ottobre 1956 | 164 |
| PIGOZZO BRUNO | NOALE VE, 23 Ottobre 1957 | 105 |
| BONALDO LAURA | CHIOGGIA VE, 05 Novembre 1986 | 37 |
| MEO MARTA | VENEZIA, 10 Novembre 1970 | 32 |
| D'EMILIO ANNA IN PUNTEL | NAPOLI, 24 Gennaio 1952 | 4 |
| ALESSANDRINI ALESSIO | PORTOGRUARO VE, 16 Marzo 1950 | 1 |

| Candidato | Luogo e data di nascita | Preferenze | |
|-------------------------|--------------------------------|--------------|---------------|
| CAUSIN ANDREA | VENEZIA, 13 Settembre 1972 | 7.008 | eletto |
| TIOZZO LUCIO "FASIOLO" | CHIOGGIA VE, 12 Ottobre 1956 | 5.869 | eletto |
| PIGOZZO BRUNO | NOALE VE, 23 Ottobre 1957 | 5.707 | eletto |
| MARCHESE GIAMPIETRO | CHIARANO TV, 27 Settembre 1957 | 4.660 | |
| ALESSANDRINI ALESSIO | PORTOGRUARO VE, 16 Marzo 1950 | 2.182 | |
| BONALDO LAURA | CHIOGGIA VE, 05 Novembre 1986 | 1.723 | |
| DONATI DONATELLA | OSTIGLIA MN, 16 Settembre 1958 | 1.569 | |
| MEO MARTA | VENEZIA, 10 Novembre 1970 | 1.512 | |
| D'EMILIO ANNA IN PUNTEL | NAPOLI, 24 Gennaio 1952 | 236 | |

| | | |
|---|----------|--------|
| Elettori | 31.520 | |
| Votanti | 21.090 | 66,90% |
| Sezioni scrutinate presidente | 35 su 35 | |
| Sezioni scrutinate liste circoscrizionali | 35 su 35 | |

| Candidati presidente e liste | | Voti | % | Voti | % |
|---|--|-------|-------|--------------|--------------|
|  | BORTOLUSSI GIUSEPPE BORTOLUSSI PRESIDENTE | 9.690 | 47,57 | | |
|  | PARTITO DEMOCRATICO | | | 6.166 | 35,37 |
|  | DI PIETRO ITALIA DEI VALORI | | | 1.397 | 8,01 |
|  | RIFOND.COM. - SIN.EUROPEA - COM.ITALIANI | | | 567 | 3,25 |
|  | SINISTRA ECOLOGIA LIBERTA'-PSI | | | 265 | 1,52 |
|  | IDEA-NUCLEARE NO GRAZIE | | | 246 | 1,41 |
| Totale | | | | 8.641 | 49,57 |
|  | ZAIA LUCA LISTINO REGIONALE 2010 | 8.753 | 42,97 | | |
|  | LEGA NORD | | | 3.857 | 22,12 |
|  | IL POPOLO DELLA LIBERTA' | | | 3.417 | 19,6 |
| Totale | | | | 7.274 | 41,73 |
|  | BORRELLI DAVID MOVIMENTO 5 STELLE BEPPEGRILLO.IT | 860 | 4,22 | | |
|  | MOVIMENTO 5 STELLE BEPPEGRILLO.IT | | | 620 | 3,55 |



| | | | |
|-----------------|------------------|------------|-------------|
| DE POLI ANTONIO | ALLEANZA VENETO | 855 | 4,19 |
| | UNIONE DI CENTRO | 515 | 2,95 |
| | UNIONE NORD EST | 231 | 1,32 |
| Totale | | 746 | 4,27 |



| | | | |
|--------------|---------------------|----|------|
| POLO SILVANO | VENETI INDEPENDENZA | 94 | 0,46 |
| | VENETI INDEPENDENZA | 65 | 0,37 |



| | | | |
|----------------|-------------------------|----|------|
| PANTO GIANLUCA | PARTITO NASIONAL VENETO | 59 | 0,28 |
| | PARTITO NASIONAL VENETO | 39 | 0,22 |



| | | | |
|--------------------|-------------|----|------|
| CARATOSSIDIS PAOLO | FORZA NUOVA | 57 | 0,27 |
| | FORZA NUOVA | 46 | 0,26 |

| | | |
|------------------------------------|--------|-------|
| Totale voti candidati presidente | 20.368 | |
| Totale voti liste circoscrizionali | 17.431 | |
| Schede bianche | 163 | 0,77% |
| Schede nulle | 558 | 2,64% |
| Schede contestate e non assegnate | 1 | 0,00% |